





Driving Instructional Impact with BrainPOP

We analyze the data. You plan next steps.


American Revolution

Assignment Progress

Activity Progress

Standards Performance

Assignment Progress

Reassign
0 selected

Highlight scores below: %

View scores as: Percent Points

<input type="checkbox"/>	Last Name	First Name	Total Score	Vocab Builder	Movie with Paus...	Leveled Reading	Creative Coding
<input type="checkbox"/>	Class Average		60%	40%	62%	61%	N/A
<input type="checkbox"/>	<div style="width: 20px; height: 10px; background-color: #ccc;"></div>	<div style="width: 20px; height: 10px; background-color: #ccc;"></div>	<div style="width: 20px; height: 10px; background-color: #ffc107;"></div>	<div style="width: 20px; height: 10px; background-color: #6c757d;"></div>	<div style="width: 20px; height: 10px; background-color: #6c757d;"></div>	<div style="width: 20px; height: 10px; background-color: #6c757d;"></div>	<div style="width: 20px; height: 10px; background-color: #6c757d;"></div>
<input type="checkbox"/>	<div style="width: 20px; height: 10px; background-color: #ccc;"></div>	<div style="width: 20px; height: 10px; background-color: #ccc;"></div>	<div style="width: 20px; height: 10px; background-color: #6c757d;"></div>	<div style="width: 20px; height: 10px; background-color: #6c757d;"></div>	<div style="width: 20px; height: 10px; background-color: #6c757d;"></div>	<div style="width: 20px; height: 10px; background-color: #6c757d;"></div>	Ready for Comment
<input type="checkbox"/>	<div style="width: 20px; height: 10px; background-color: #ccc;"></div>	<div style="width: 20px; height: 10px; background-color: #ccc;"></div>	<div style="width: 20px; height: 10px; background-color: #ffc107;"></div>	<div style="width: 20px; height: 10px; background-color: #6c757d;"></div>	<div style="width: 20px; height: 10px; background-color: #6c757d;"></div>	<div style="width: 20px; height: 10px; background-color: #6c757d;"></div>	<div style="width: 20px; height: 10px; background-color: #6c757d;"></div>
<input type="checkbox"/>	<div style="width: 20px; height: 10px; background-color: #ccc;"></div>	<div style="width: 20px; height: 10px; background-color: #ccc;"></div>	<div style="width: 20px; height: 10px; background-color: #6c757d;"></div>	<div style="width: 20px; height: 10px; background-color: #6c757d;"></div>	<div style="width: 20px; height: 10px; background-color: #6c757d;"></div>	<div style="width: 20px; height: 10px; background-color: #6c757d;"></div>	<div style="width: 20px; height: 10px; background-color: #6c757d;"></div>
<input type="checkbox"/>	<div style="width: 20px; height: 10px; background-color: #ccc;"></div>	<div style="width: 20px; height: 10px; background-color: #ccc;"></div>	<div style="width: 20px; height: 10px; background-color: #ffc107;"></div>	<div style="width: 20px; height: 10px; background-color: #6c757d;"></div>	<div style="width: 20px; height: 10px; background-color: #6c757d;"></div>	<div style="width: 20px; height: 10px; background-color: #6c757d;"></div>	<div style="width: 20px; height: 10px; background-color: #6c757d;"></div>

See the impact of BrainPOP in real time.

Our reports help track two angles of students' learning: their understanding of the content, and their proficiency in the ELA standards that help them comprehend it.

With three reports within each assignment, teachers can:



Track student understanding of each activity and each question within it (and how it compares to the class average).



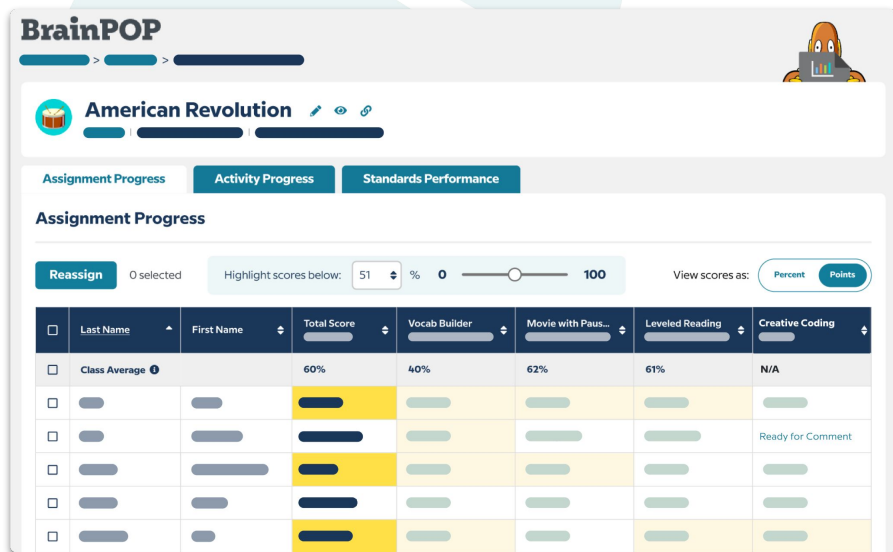
Understand student performance on literacy skills emphasized in their grade-level state ELA standards.



Plan differentiated instruction with easy-to-read benchmarks, filtering, and reassigning.

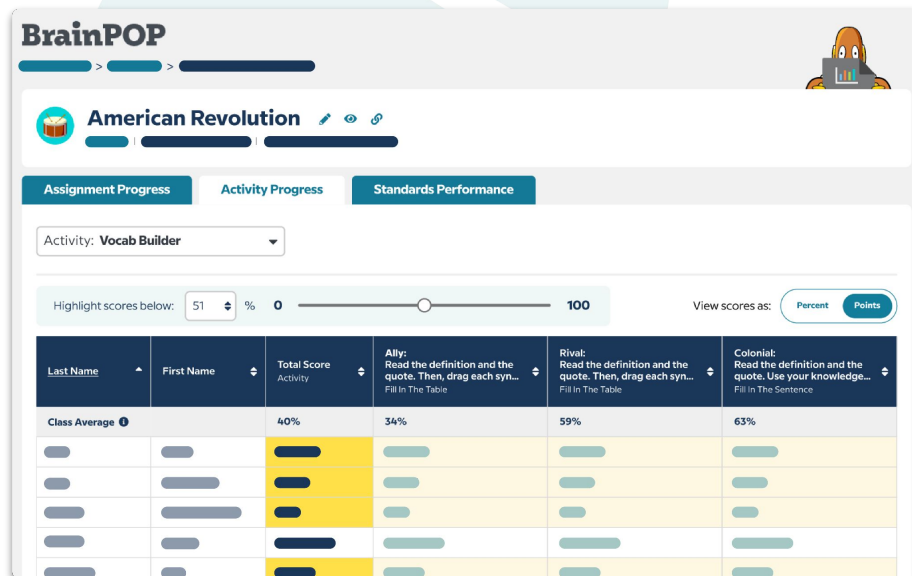
Assignment Progress

- View each student's work on all activities—autograded and open-ended—within one topic's assignment
- For auto-graded activities, see each student's scores with answer key and benchmark comparison of how they compare to the class average
- Identify who needs a little more help—and in what—so you can tailor your instruction to meet their needs
- Reassign activities to specific students directly from the report



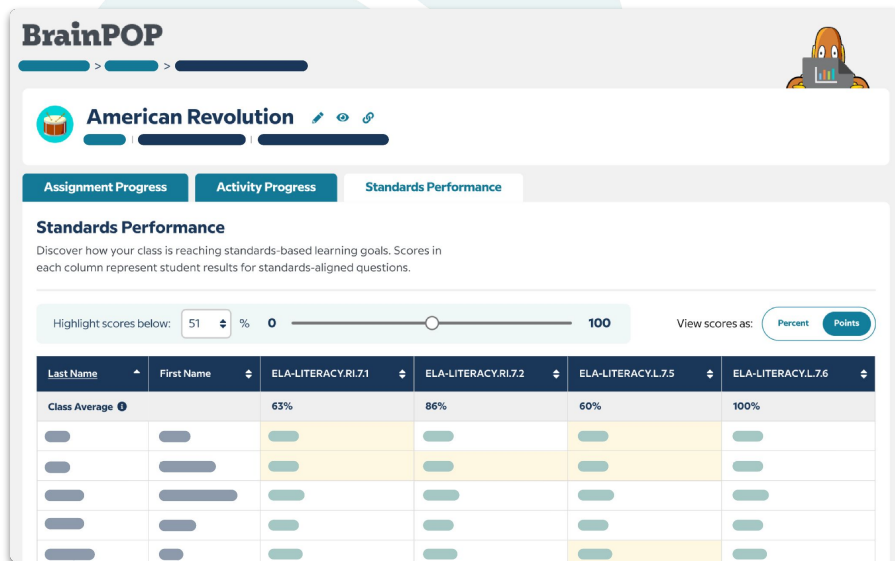
Activity Progress

- Quickly review how each student scored on each auto-graded question within an activity
- Comment on students' open-ended work
- Dive deeper to understand which areas of a topic—or an activity—students are struggling with, and which they grasp



ELA Standards Performance

- View student performance on the literacy skills emphasized in their grade-level state ELA standards
- Zoom in to see the details of the ELA standard, how the student interacted with it across the assignment, and how they scored
- Understand the breadth and depth of a student's learning: see performance on the comprehension skills that will help them understand the content



Why teachers will love it

- Teachers are responsible for their students meeting grade-level expectations
 - To fully understand content material—students must first be proficient in their cross-curricular ELA skills standards
- That's why Teacher Reports' **Activity and Assignment tabs** give teachers a high-level overview of how each class understands the activity's content material, while the **Standards tab** tracks students' transferable ELA skill-building

